

ALL-NEW FOR 2015!



1-4x24 (RS24 Series)



3-9x40 (RS20 Series)



2.5-10x56 (RS22 Series)

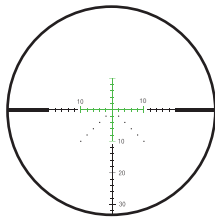


4-16x50 (RS29 Series)

- **ILLUMINATED RETICLE**
Powered by a CR2032 battery.
- **ADJUSTABLE BRIGHTNESS SETTINGS**
Eleven brightness settings with an "Off" feature between each brightness setting.
- **AIRCRAFT-GRADE ALUMINUM HOUSING**
All-weather rugged construction protects against the toughest elements.
- **SUPERIOR QUALITY LENSES**
Multi-coated lenses provide superior clarity and light gathering capabilities with zero distortion.
- **SECOND FOCAL PLANE RETICLE**
Reticle size remains constant as magnification increases which provides a more exact aiming point at higher magnifications.
- **EASY-FOCUS EYEPIECE**
- **EASY-TO-SET ADJUSTERS**
No tools needed to float the adjusters back to zero.
- **WATERPROOF TO 10 FT. (3M)**
Dry-nitrogen filled to eliminate fogging.
- **LIMITED LIFETIME WARRANTY**
Electronics warrantied for 5 years from date of original manufacture.

MODEL SPECIFICATIONS

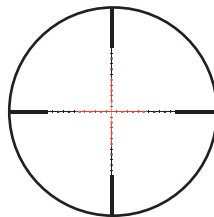
	1-4x24 (RS24 SERIES)	2.5-10x56 (RS22 SERIES)	3-9x40 (RS20 SERIES)	4-16x50 (RS29 SERIES)
FOCAL PLANE	Second	Second	Second	Second
EYE RELIEF	3.5 in. Constant 88mm Constant	4.0 in. Constant 102mm	3.7 - 3.5 in. 93 - 90mm	3.6 - 3.7 in. 92 - 93mm
EXIT PUPIL	0.60 - 0.20 in. 15.0 - 5.0mm	0.65 - 0.22 in. 16.5 - 5.6mm	0.52 - 0.17 in. 13.3 - 4.4mm	0.37 - 0.12 in. 9.3 - 3.1mm
FIELD OF VIEW (DEGREES)	18.0° - 4.6°	7.2° - 1.9°	6.8° - 2.3°	4.9° - 1.2°
FIELD OF VIEW	97.5 - 24.2 ft. @ 100 yds. 32.5 - 8.1m @ 100m	37.9 - 10.2 ft. @ 100 yds. 12.6 - 3.4m @ 100m	35.5 - 11.8 ft. @ 100 yds. 11.8 - 3.9m @ 100m	25.8 - 6.4 ft. @ 100 yds. 8.6 - 2.1m @ 100m
ADJUSTMENTS	1/4 MOA per click 0.1 MIL per click	1/4 MOA per click 0.1 MIL per click	1/4 MOA per click 0.1 MIL per click	1/4 MOA per click 0.1 MIL per click
ADJUSTMENT RANGE	100 MOA Total Travel 29.6 MIL Total Travel	60 MOA Total Travel 17.8 MIL Total Travel	60 MOA Total Travel 17.8 MIL Total Travel	80 MOA Total Travel 23.7 MIL Total Travel
PARRALLAX ADJUSTMENT RANGE	N/A	N/A	N/A	10 yds. to Infinity
DIMENSIONS (L x W x H)	10.2 x 2.6 x 2.2 in. 260 x 66 x 56mm	13.8 x 2.6 x 2.6 in. 351 x 66 x 66mm	12.3 x 2.5 x 2.2 in. 312 x 64 x 56mm	14.2 x 2.5 x 2.5 in. 360 x 63.5 x 63.5mm
WEIGHT	16.2 oz. 459.0g	23.6 oz. 669.0g	17.0 oz. 483.0g	23.3 oz. 660.0g
TUBE DIAMETER	30mm	30mm	1 in.	30mm
BATTERY LIFE	> 31 hours at max brightness	> 31 hours at max brightness	> 31 hours at max brightness	> 31 hours at max brightness



MOA Crosshair



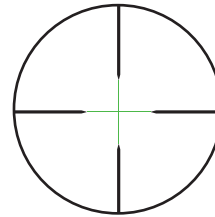
3-9x40 (RS20 Series)
2.5-10.56 (RS22 Series)
1-4x24 (RS24 Series)
4-16x50 (RS29 Series)



MIL-Square



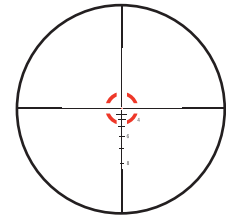
3-9x40 (RS20 Series)
2.5-10.56 (RS22 Series)
1-4x24 (RS24 Series)
4-16x50 (RS29 Series)



Duplex Crosshair



3-9x40 (RS20 Series)
2.5-10.56 (RS22 Series)
1-4x24 (RS24 Series)
4-16x50 (RS29 Series)



**Segmented Circle Crosshair
w/BDC**



1-4x24 (RS24 Series)

Note: Reticles enlarged to show detail.

WWW.TRIJICON.COM

©2015 Trijicon, Inc. | Wixom, Michigan USA | Phone: 1-800-338-0563 | info@trijicon.com | Specifications subject to change without notice. | PML4015-1 Rev(1) 0915